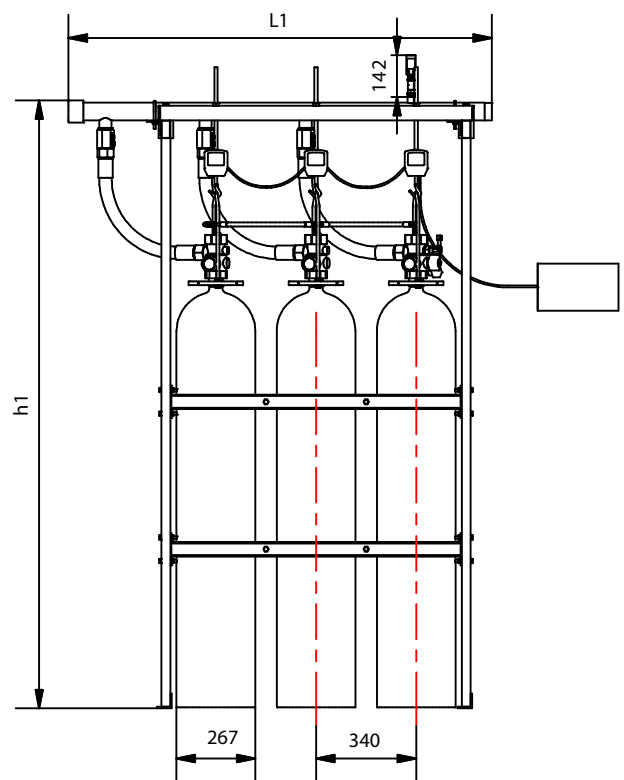
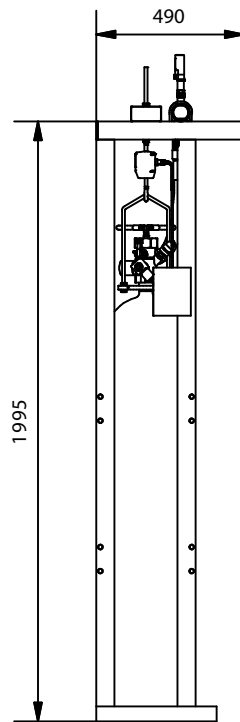
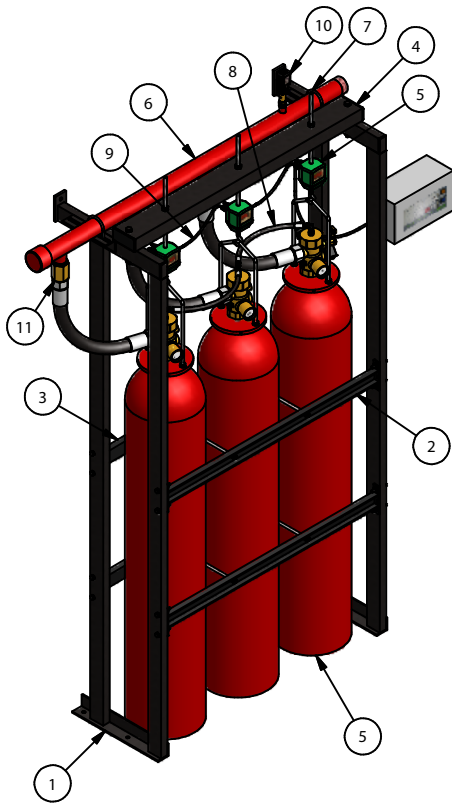


BATTERIES OF CYLINDERS OF 67 L WITH CONTINUOUS WEIGHING (ONE ROW)

AEX/SBPX67FM

Specifications						
Reference	Nº of cylinders	Maximum load	Manifold output*	Manifold Reference*	h1*	L1*
AEX/SBP267FM	2	154 Kg	Male NPT 2"	CF2S2U067	2075 mm	1097 mm
AEX/SBP367FM	3	231 Kg	Flange 2 1/2"	CF212S3D067	2127 mm	1486 mm
AEX/SBP467FM	4	308 Kg	Flange 3"	CF3S4I067	2145 mm	1842 mm
AEX/SBP567FM	5	385 Kg	Flange 3"	CF3S5D067	2145 mm	2182 mm
AEX/SBP667FM	6	462 Kg	Flange 4"	CF4S6I067	2190 mm	2554 mm
AEX/SBP767FM	7	539 Kg	Flange 4"	CF4S7I067	2190 mm	2894 mm
AEX/SBP867FM	8	616 Kg	Flange 4"	CF4S8I067	2190 mm	3234 mm
AEX/SBP967FM	9	693 Kg	Flange 5"	CF5S9I067	2235 mm	3600 mm
AEX/SBP1067FM	10	770 Kg	Flange 5"	CF5S10I067	2235 mm	3940 mm
AEX/SBP1167FM	11	847 Kg	Flange 5"	CF5S11I067	2235 mm	4280 mm
AEX/SBP1267FM	12	924 Kg	Flange 5"	CF5S12D067	2235 mm	4620 mm
AEX/SBP1367FM	13	1001 Kg	Flange 5"	CF5S13I067	2235 mm	4960 mm
AEX/SBP1467FM	14	1078 Kg	Flange 6"	CF6S14I067	2265 mm	5315 mm

* The collector diameter may vary depending on hydraulic calculations of each installation.



Parts list		Parts list	
Part nº	Reference and Description	Part nº	Reference and Description
1	HP-1995P - Support feet single row with continuous weighing 67 L	7	HA(y) - U-bolt (y) inches
2	HTPA(x) - Rear crossbar for (x) cylinders	8	LD18 - Trigger hose
3	HTPP(x) - Preceding crossbar for(x) cylinders	9	AEX/LU - Union microphonic hose
4	HS(x) - Battery suspension support (x) cylinders	10	AEX-CP1 - Pass contactor (optional)
5	BFE67 - Cilindre 67 L	11	L114N - Hose
6	CF(y)S(x)I067 - Manifold of (y) inch for (x) cylinders		

Description: Complete Cylinder Battery, including manual & electric actuator, pressure gauge, hoses and manifold

Code sheet:	Group sheet:	Reference:	Drawn:	Date:	Revised:	Date:	Review:	Format:
AEX-FTC-04-012	HFC 227ea	VER TABLA	DCM	03/10/2016	MRC	03/10/2016	1	A4